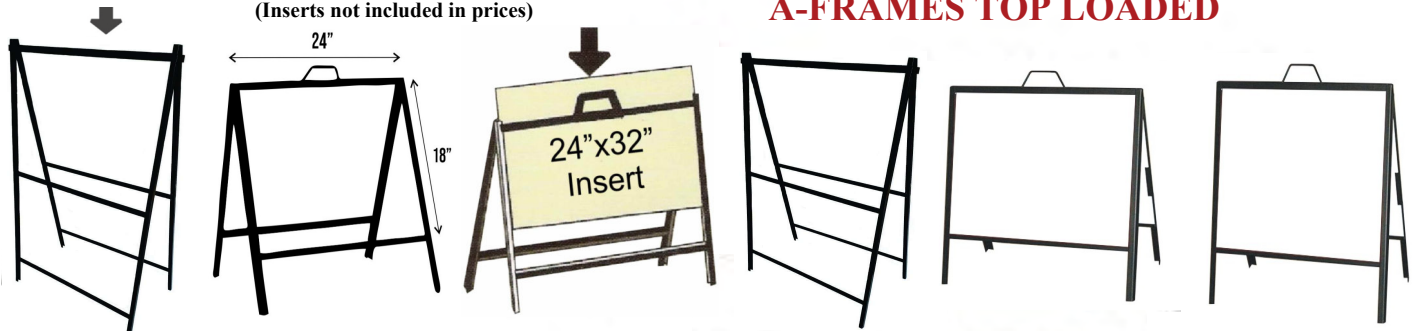


2 Sides Available for Inserts
(Inserts not included in prices)

A-FRAMES TOP LOADED



48.95 31.95 49.00 41.00 39.95 49.90
A-203T Top Load **A-218 Top Load** **A-232 Top Load** **A-108 Top Load** **A-2424 Top Load** **A-218V Top Load**
 24" w x 36" h insert size. 24" w x 18" h insert size. 32" w x 24" h insert size. 24" w x 32" h insert size. 24" w x 24" h insert size. 18" w x 24" h insert size.

A-FRAMES SIDE LOAD

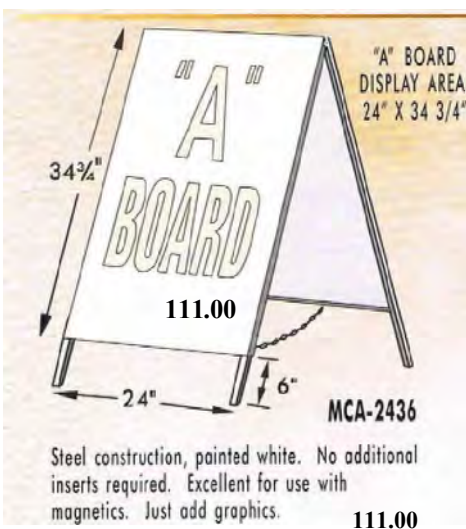


68.00 58.95
A-324 Side Load **A-204 Side Load**
 32" w x 48" h insert size. 24" w x 48" h insert size.

2 POST FRAMES

32" or 36"	24"
TWO POST FRAME	TWO POST FRAME
2 Part Construction	1 Part Construction
Available in 2 sizes	Available in 4 Insert Sizes
TPF-2432- 73.65 TPF-2436- 83.95	All sizes 42.50 Specify insert Size
Insert Sizes are: TPF-32W - 32"Wx24"H TPF-36W - 36"Wx24"H	TPF-1824 - 24"Wx18"H TPF-2424 - 24"Wx24"H TPF-2436 - 24"Wx36"H TPF-2432 - 24"Wx32"H

A Board

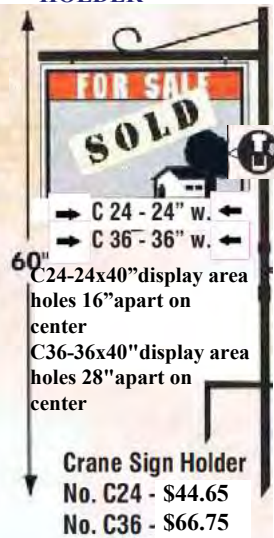


MCA-2436

111.00

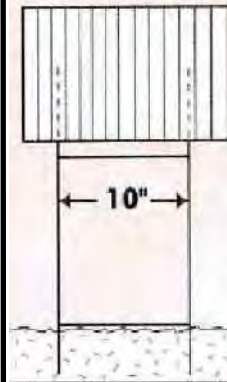
Steel construction, painted white. No additional inserts required. Excellent for use with magnetics. Just add graphics.

CRANE SIGN HOLDER




Crane Sign Holder
 No. C24 - \$44.65
 No. C36 - \$66.75

STEP STAKES



STEP STAKES
 for corrugated plastic signs (not included)
 Flexible rustproof steel wire construction.
 Height - 30". Excellent for election signs, real estate, or any temporary lawn sign.
 Available in singles or carrying case of 50
49.00 case/50
 less then 50 - 1.30ea.


PRO-LINK



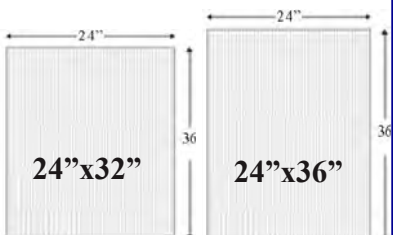
Attach Signs and billboards to chain-link fences.
 Includes 1 bracket and 1 5/16"x1" bolt.
 Price - 2.95
 50-99- 2.35
 100 - 2.15

4mm WHITE COROPLAST

Size	Price
24" x 18"	3.75
24" x 32"	5.20
24" x 36"	5.20



note flute directions




CHECK FOR PRICING ON OTHER SIZES

ALUMINUM SIGN BLANKS . .

051 Thick (16 ga.) coated white 2 sides

Size	w/square corners	w/round corners
12"x18"	15.50 ea.	16.50 ea.
18"x24"	29.95 ea.	30.95 ea.
24"x24"	43.90 ea.	44.90 ea.
24"x36"	64.95 ea.	65.95 ea.



010324

Hinge Handle

8.50ea.

11 1/2" Plastic w/steel insert

Hinge Handle

9.50ea.

15" Plastic w/steel insert



12" Aluminum Hinge Handle

Extra Strong

All metal design

13.50ea.